

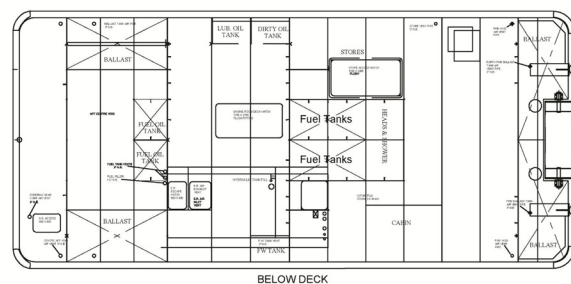
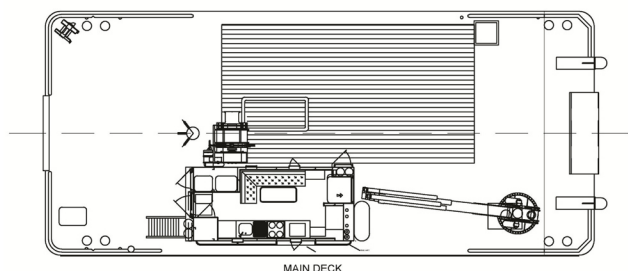
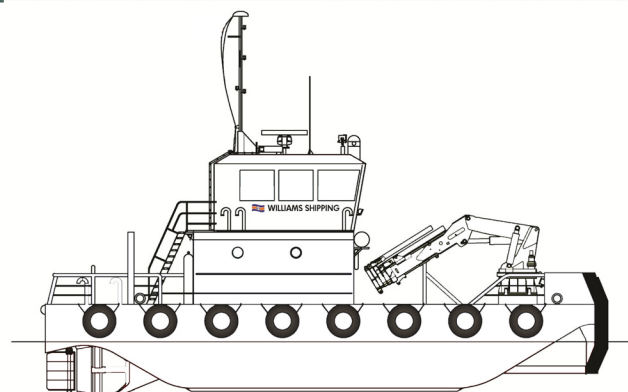
19m - MULTI-PURPOSE VESSEL

MULTI-CAT TYPE WORKBOAT for WILLIAMS SHIPPING



VESSEL PARTICULARS

Vessel Type	Multi-Category Workboat
Classification	UK MCA Workboat code of practice area category 2, up to 60 nautical miles from a safe haven
Hull	Heavy duty steel all welded construction
Dimensions	Length - 19m, Beam - 8m, Draught - 1.8m
Main Engines	2 x Doosan Daewoo V158TI engines, total 960hp at 1800rpm, twin disc MG5114DC-E reverse-reduction gearboxes, fitted with clutches, thrust bearings and oil coolers. Fixed pitch propellers and 1300mm in nozzles.
Bollard pull	12 tonnes
Speed	9 knots
Tank Capacities	Fuel 23m ³ - Fresh Water 2m ³
Navigation Aids	Magnetic compasses, radar, echosounder, hull transducer, 1 x VHF radios, GPS, electronic chart plotter, handheld VHF radio, searchlights, AIS, satellite phone, loud hailer, EPIRB
Equipment	Effer 65000/4SL-65tm Hydraulic deck crane capable of 4 tonne at 13.7m to 11 tonne at 5.3m; 12 tonnes pull at 20m/min towing aft deck hydraulic winch with wire capacity of 50m steel wire of 24mm wire; windlass; 1 x Doosan Daewoo 85Kva generator set; ha1 x Beta Marine/Kubota radiator cooled 20Kva harbour generator set; 14 tonne towing hook, 610mm dia bow rollers; 2 push bows; towing, mooring and anchor handling equipment; 10 x 13 tonne proof load deck securing points; demountable 12tonne 'A' frame; 6m dredging and levelling plough; timber deck protection.
Accommodation	Wheelhouse with seating area, large galley/day room. 2 x single cabins, 1 x twin cabin, sanitary space.



TIME CRITICAL PRECISION

